



DELHI PUBLIC SCHOOL

— • MEHSANA • —

SUMMER

HOLIDAYS HOMEWORK

NAME - _____

CLASS - _____



Dear Children,

The long-awaited summer vacation is here, bringing with it the gift of enjoyment that is spent in exploring books, storytelling and playing games. We have planned some activities for you to keep your energies well directed and engaged positively.

Holiday homework has been designed with the following objectives:

- To keep you connected with the syllabus.
- To enhance your creativity and to engage you constructively.
- To bring out essential potential in you.

Dear Parent,

Here are a few tips for you to follow for your child:

- Assign a permanent workplace and a work time to bring discipline in his/her life.
- Inculcate reading of stories to develop your ward's listening and comprehension skills.
- Help in inculcating the habit of using Magic words - Please, Sorry, Excuse Me, Thank You.
- Go out for morning walk or cycling with your ward and spend time talking and listening.
- Ensure that you speak to your child in English and your native language but not a mixed language at any point of time.

GUIDELINES

- The holiday homework should be done as per the instructions.
- Manage your time in such a way that a little work is done every day and there is no piling up for the last moment.
- Keep a fixed time for doing your work every day.

- Do the work neatly as per the given instruction.
- Collect the materials required for the work in advance.
- Enjoy the activities so that the work

becomes fun. FEW TIPS FOR SUMMER

BREAK

- Eat at least one meal a day together.
- Encourage your child to set up and clean the dining table.
- Encourage your child to switch off the lights and fans when not in use.
- Encourage your child to respect and help the elders at home.
- Encourage your child to water the plants and keep a bowl of water outside the house for the birds.
- Encourage your child to develop Oratory Skills by speaking English in the form of sentences.
- Show them at least three pictures in a day and make them learn their names to enrich their vocabulary.
- Don't Watch TV for long hours *Always sit in right posture. *Do not waste water and electricity.
- Good habits and good manners are lifelong assets and manners must be practiced until they become habit.



ENGLISH
WORKSHEET

Let's Learn and Grow!

Name: _____

Date: _____



SLEEPING LINE

Trace the sleeping lines. ♥



STANDING LINE

Trace the standing lines. ♥



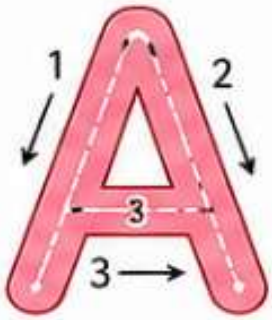
SLANTING LINE

Trace the slanting lines. ♥



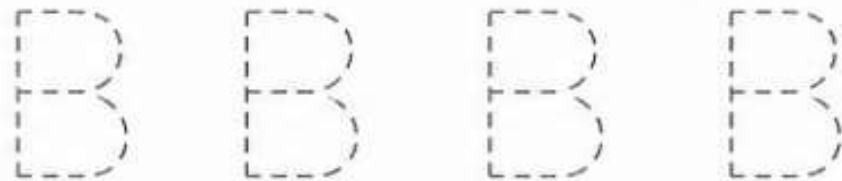
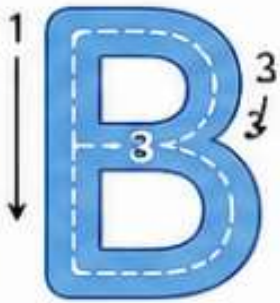
LETTER A TRACE

Trace the letter A. ♥



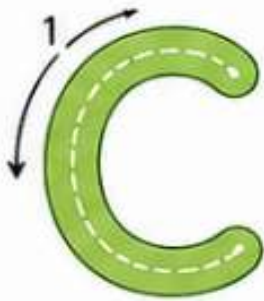
LETTER B TRACE

Trace the letter B. ♥



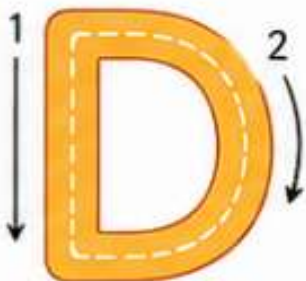
LETTER C TRACE

Trace the letter C. ♥



LETTER D TRACE

Trace the letter D. ♥



ENGLISH

LOOK AT THE PICTURE
AND MATCH THE CORRECT LETTER ♡

(Draw a line)

A



B




C



D





MATHS

WORKSHEET

Let's Count, Learn and Grow!

Name:

Date:



MATHS

BIG AND SMALL

Look and color the smallest picture in each row. ♥

1.



2.



3.



4.



MATHS

NUMBERS 1 TO 5 TRACE

Trace the numbers and count the items. ♥

1



2



3



4



5






MATHS



COUNT THE OBJECT AND CIRCLE THE CORRECT NUMBER



6	7	8
---	---	---



4	5	6
---	---	---



8	9	10
---	---	----



6	7	8
---	---	---



9	10	11
---	----	----





MATHS



COUNT AND MATCH

Count and draw a line to the correct number. ♥



1



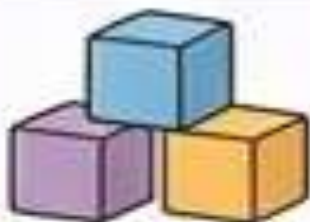
2



3



4



5





EVS

WORKSHEET

Explore, Observe, and Grow!

Name: _____
Date: _____



ALL ABOUT ME

Nursery

Name: _____

Date: _____

1. My name is
_____ 

2. I am a




Boy



Girl

3. My age is
 _____ years old 




4. Colour the face



5. Trace your hand



MATCH THE BODY PARTS



♥ KEEPING CLEAN ♥

Tick (✓) the good habits.



Bath daily

Brush teeth
twice a dayWash hands
before eatingCut nails
regularlyComb hair
dailyThrow trash
in the bin

हिंदी वर्कशीट

चलो सीखें और आगे बढ़ें!

नाम:

दिनांक:



हिंदी

स्वर (अ - अः)

✿ स्वरों को पढ़ो और लिखो ✿

अ  अनार अ	आ  आम आ	इ  इमली इ	ई  ईख ई	उ  उल्लू उ
--	--	--	---	---

ऊ  ऊन ऊ	ऋ  ऋषि ऋ	ए  एड़ी ए	ऐ  ऐनक ऐ	ओ  ओखली ओ
---	---	--	--	--

औ  औषधि औ	अं  अंगूर अं	अः  नमः अः
--	---	---

स्वर हमारे भाषा के मूल हैं,
इनसे शब्द और वाक्य बनते हैं ।





चित्र देखकर सही स्वर पर गोला लगाओ ।

1.



अ

आ

इ

2.



आ

ई

उ

3.



उ

ऋ

ऊ

4.



ई

ए

उ

5.



इ

उ

ऋ

6.



अं

अ

ओ

7.



ऐ

ए

आ

8.



ऊ

इ

अ

9.



ओ

औ

अः

10.



ए

ऐ

उ

स्वर सीखें, शब्द बनाएं,
हिंदी भाषा को सुंदर बनाएं ।





ART



and

CRAFT




Name: _____

Date: _____



Coloring Worksheets





HAPPY
Summer
HOLIDAY