



DELHI PUBLIC SCHOOL

— • MEHSANA • —

SUMMER

HOLIDAYS HOMEWORK

NAME - _____

CLASS - _____



Dear Children,

The long-awaited summer vacation is here, bringing with it the gift of enjoyment that is spent in exploring books, storytelling and playing games. We have planned some activities for you to keep your energies well directed and engaged positively.

Holiday homework has been designed with the following objectives:

- To keep you connected with the syllabus.
- To enhance your creativity and to engage you constructively.
- To bring out essential potential in you.

Dear Parent,

Here are a few tips for you to follow for your child:

- Assign a permanent workplace and a work time to bring discipline in his/her life.
- Inculcate reading of stories to develop your ward's listening and comprehension skills.
- Help in inculcating the habit of using Magic words - Please, Sorry, Excuse Me, Thank You.
- Go out for morning walk or cycling with your ward and spend time talking and listening.
- Ensure that you speak to your child in English and your native language but not a mixed language at any point of time.

GUIDELINES

- The holiday homework should be done as per the instructions.
- Manage your time in such a way that a little work is done every day and there is no piling up for the last moment.
- Keep a fixed time for doing your work every day.

- Do the work neatly as per the given instruction.
- Collect the materials required for the work in advance.
- Enjoy the activities so that the work

becomes fun. FEW TIPS FOR SUMMER

BREAK

- Eat at least one meal a day together.
- Encourage your child to set up and clean the dining table.
- Encourage your child to switch off the lights and fans when not in use.
- Encourage your child to respect and help the elders at home.
- Encourage your child to water the plants and keep a bowl of water outside the house for the birds.
- Encourage your child to develop Oratory Skills by speaking English in the form of sentences.
- Show them at least three pictures in a day and make them learn their names to enrich their vocabulary.
- Don't Watch TV for long hours *Always sit in right posture. *Do not waste water and electricity.
- Good habits and good manners are lifelong assets and manners must be practiced until they become habit.



ENGLISH
WORKSHEET

Let's Learn and Grow!

Name: _____

Date: _____



ENGLISH

ALPHABET

Fill in the missing letter. ♥

A

C

E

G

H

J

L

N

O

Q

S

U

V

X

Z

Let's learn the
alphabet!

ENGLISH

LOOK AT THE PICTURE -
WRITE THE FIRST LETTER ♥



Apple



Dog



Cat



Car



Sun



Bird



Banana



Balloon

ENGLISH

LOOK AT THE PICTURE
AND MATCH THE CORRECT LETTER ♡

(Draw a line)

A



B




C



D





MATHS

WORKSHEET

Let's Count, Learn and Grow!

Name:

Date:



MATHS

FILL IN THE MISSING NUMBERS

Fill in the missing numbers (1 to 20). ♥

1

2

4

5

6

8

9

10

11

12

14

15

16

18

19




20



MATHS

COUNT AND WRITE

Count the objects and write the number in the box. ♥






MATHS



COUNT THE OBJECT AND CIRCLE THE CORRECT NUMBER



6	7	8
---	---	---



4	5	6
---	---	---



8	9	10
---	---	----



6	7	8
---	---	---



9	10	11
---	----	----



MATHS

NUMBER NAMES 1 TO 10

Write the number names. ♥

1

one

2

3

4

5

6

7

8

9

10





EVS

WORKSHEET

Explore, Observe, and Grow!

Name: _____
Date: _____



EVS

★ ABOUT YOUR SELF ★

This is me!

My Name is

I am years old.

I am a
(Boy/Girl)

I study in Class

My school name is
.....

I like to...



.....



.....




.....

EVS

MY BODY PARTS

Look at the picture and label the body parts.



Head

Eye

Ear

Nose

Mouth

Hand

Stomach

Leg

Foot

♥ KEEPING CLEAN ♥

Tick (✓) the good habits.



Bath daily

Brush teeth
twice a dayWash hands
before eatingCut nails
regularlyComb hair
dailyThrow trash
in the bin

हिंदी वर्कशीट

चलो सीखें और आगे बढ़ें!

नाम:

दिनांक:



हिंदी

स्वर (अ - अः)

✿ स्वरों को पढ़ो और लिखो ✿

अ  अनार अ	आ  आम आ	इ  इमली इ	ई  ईख ई	उ  उल्लू उ
--	--	--	---	---

ऊ  ऊन ऊ	ऋ  ऋषि ऋ	ए  एड़ी ए	ऐ  ऐनक ऐ	ओ  ओखली ओ
---	---	--	--	--

औ  औषधि औ	अं  अंगूर अं	अः  नमः अः
--	---	---

स्वर हमारे भाषा के मूल हैं,
इनसे शब्द और वाक्य बनते हैं ।





चित्र देखकर सही स्वर पर गोला लगाओ ।

1.



अ

आ

इ

2.



आ

ई

उ

3.



उ

ऋ

ऊ

4.



ई

ए

उ

5.



इ

उ

ऋ

6.



अं

अ

ओ

7.



ऐ

ए

आ

8.



ऊ

इ

अ

9.



ओ

औ

अः

10.



ए

ऐ

उ

स्वर सीखें, शब्द बनाएं,
हिंदी भाषा को सुंदर बनाएं ।





ART



and

CRAFT




Name: _____

Date: _____



Tear and paste Activity

- ❖ Tear small pieces of paper and glue them.





HAPPY
Summer
HOLIDAY